





Te Awa - Menu of Learning for the Week

	Reading	Writing	Maths	PE	Topic	
<p>Starter Can Do</p> 	<p>Make a book nest: gather together some pillows or cushions and find a comfy spot on your bed, in a quiet corner, the couch. Then, grab a cosy blanket and a few books and dive in.</p>	<p>Draw a picture of a book character as a cartoon with a speech bubble- what might they say? Get ideas from the book or story.</p>	<p>Skip counting: Practice skip counting in 2's to 20. If you like a challenge try to 50 or even 100! Now can you do it backwards?</p>	<p>Pass a ball with your family. See how many passes you can make without dropping it!</p>	<p>Art Use water, dish soap and a little paint or food colour to create bubbles. Blow bubbles with a straw. Catch the bubbles on white paper and look for patterns.</p>	
<p>Main Must Do</p> 	<p>Listen to an audio book. Here's a favourite from Margaret Mahy called Fantail Fantail.</p> <p>Fantail, Fantail / Ready to Read Colour Wheel / Instructional Series / English</p>	<p>Choose a favourite book and draw a new cover for it. Re-imagine what book cover you would design if you were the author. Don't forget to include the title and a blurb- two or three sentences about the story and why someone should read it.</p>	<p>How many cups of coffee do you think your teachers drink at school each week? Think about how many teachers are at Pinehaven and how many Morning Tea and Lunch breaks there are.</p>	<p>Mark out a goal with your sneakers and kick to the goal. How many can you get in a row?</p>	<p>Create your dream playground out of Lego! What kinds of things do you like to do at the playground? Once complete take a picture and label the different structures on your playground. Aim to include: -A slide -A raised play structure -One moveable piece -Figure out a way to add a swing (You might need string)</p>	
<p>Dessert Can Do</p> 	<p>Look at a picture book and instead of reading the words you could make up your own story.</p>	<p>Make a list of all the people (and animals) in your house and write their names in alphabetical order. Here's Mrs Reeves's: Andy, Banjo, Brenna, Carys, Deirdre</p>	<p>Using stones, sticks or leaves you find in your garden, see if you can make all the numbers from 1-10. Don't forget to share on Seesaw!</p>	<p>Go for a walk. Look for signs of the seasons changing: what colours do you see? Are leaves falling off the trees or changing colours? Are there flowers blooming, what kind are they?</p>	<p>Learn how to tie your shoes! Ask a family member to help you or check out this fun and different method on youtube:</p> <p> How to Tie Shoe La...</p>	
Don't Forget to Play!						