





Korimako Delicious Menu of Learning Week 1

	Reading	Writing	Maths	PE	Topic/Te Reo	Arts
<p style="text-align: center;">Starter Can Do</p> 	<p>Read every day. Write a book review on Seesaw if you like - tell us the title, author and a brief summary of the plot or contents.</p>	<p>Spelling: Think of all the different spelling patterns for the long vowel sounds for example ay, ai, a-e Draw a mindmap of the words. Other examples- Long ee Long i-e, igh</p>	<p>Play a game of noughts and crosses or tic tac toe with someone Link</p> <p>Have a go at some maths warm ups Link</p> <p>Online maths games Link</p>	<p>What's your name</p> <p>Jump Jam - have a try at a couple of these</p> <p>PE with Joe Video 1 Video 2</p>	<p>How many can you get? Wellbeing bingo</p> <p>Design your own board game Link</p> <p>Pepeha Waiata Press on the link and learn this waiata - Pepeha by Six60</p>	<p>Body Percussion</p> <p>Picasso in Cardboard</p> 
<p style="text-align: center;">Main Must Do</p> 	<p>Draw a picture of a character from a book you have read. Share your picture on SeeSaw and while sharing, describe the character, their personality and the choices they have to make during the story.</p> <p>Read a book on Epic. Go to www.getepic.com</p>	<p>Write 10 interview questions starting with Who, What, Why, When, Where and How. Interview someone in your house and write down their answers.</p>	<p>Dollar deals maths How much money can you earn? Link</p> <p>Problem Solving Have a go at some of these problems Link</p> <p>Can you make it out of the Escape Room? Escape room</p>	<p>Make up a game to play with those in your bubble. Share it with other people in your class.</p>		

	and use the classroom code shared with you on Google Classroom.					
<p>Dessert Can Do</p> 	<p>Read to a family member, pet or soft toy. Remember to use lots of expression in your voice and pause at the punctuation (full stops, exclamation marks, question marks)</p>	<p>Start to practice some cursive handwriting - try for free: https://www.education.com/slideshow/cursive-handwriting-g-z/</p> <p>Learn to touch type! https://www.typingclub.com/sportal/program-3.game</p>	<p>Try these rich maths activities Link</p>			
<p>Don't Forget to Play!</p>	<p>Rube Goldberg - try to build a few of these 'mechanisms' - or if you're feeling like a challenge, build a whole system!</p> <p>Find a pack of cards and learn a new card game - someone in your bubble will know a card game!</p> <p>Post a photo of the best hut you can build using the equipment from around your house.</p>					